

Libation | Audiobook manager

Application for manager audobooks from one source to another.

- [Install and configure Library](#)

Install and configure Library

Start by downloading the correct package needed for your OS.

<https://github.com/rmcrackan/Libation/releases>

Then install the package:

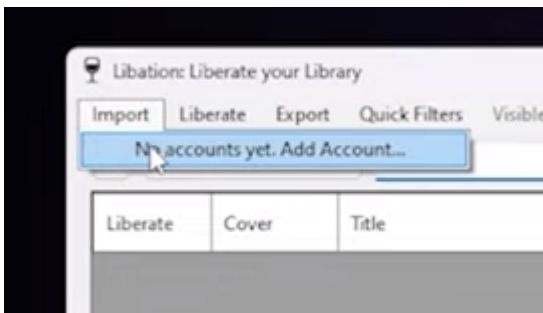
[.deb install](#)

After installation is complete, run Libation.

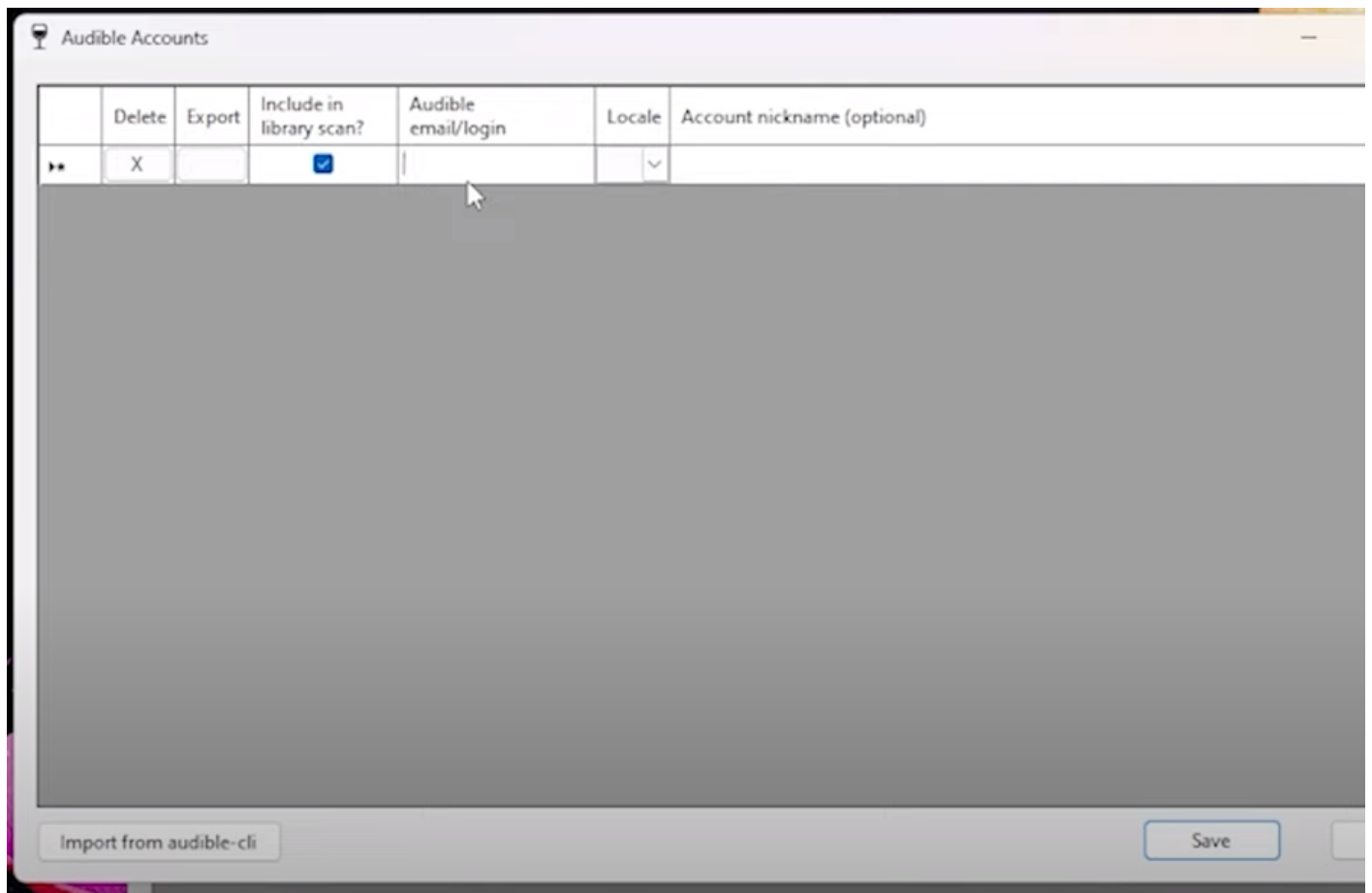
First window select "NEW USER"

Second window select the place you would like to store the audiobooks.

Top menu, click on "import" then "no accounts yet. Add account...":



Add your Audible email address. Click Save:



You will then need to enter your Audible password.

Copy the whole top section:

Authors	Narrators	Length	Series	Description	Category
---------	-----------	--------	--------	-------------	----------

Audible External Login

Locale: us
Username: [REDACTED]@gmail.com

Paste this URL into your browser:

```
https://www.amazon.com/ap/signin?openid.identity=http%3a%2f%2fspecs.openid.net%2fauth%2f2.0%2fidentifier_select&openid.claimed_id=http%3a%2f%2fspecs.openid.net%2fauth%2f2.0%2fidentifier_select&openid.ns oa2=http%3a%2f%2fwww.amazon.com%2fap%2fext%2foauth%2f3a%2f%2fspecs.openid.net%2fextensions%2fpape%2f1.0&openid.ns=http%3a%2f%2fspecs.openid.net%2f2.0&openid.oa2.response_type=token&openid.return_to=https%3a%2f%2fwww.amazon.com%2fap%2fmaplanding&openid.assoc_handle=amzn_audible_ios_us&pagelid=amzn_audible_ios&accountStatus=eckid_setup&openid.oa2.client_id=device[REDACTED]
```

[Copy URL to clipboard](#)

tl;dr : an ERROR on Amazon is GOOD. Sorry, I can't control their weird login

Login with your Amazon/Audible credentials.
After login is complete, your browser will show you an error page similar to:

Looking for Something?
We're sorry. The Web address you entered is not a functioning page on our site
Don't worry -- this is ACTUALLY A SUCCESSFUL LOGIN.
Copy the current url from your browser's address bar and paste it here:

Go into your browser and paste it in. You may need to reenter your password on the browser.

Once you are signed in again, it will give you an error page. THATS GOOD! Now, on that error page, copy everything in the address bar:

```
amazon.com/ap/maplanding?openid.assoc_handle=amzn_audible_ios_us&openid.claimed_id=https%3A%2F%2Fwww.amazon.com%2Fap%2Fid%2Famzn1
```

amazon.com

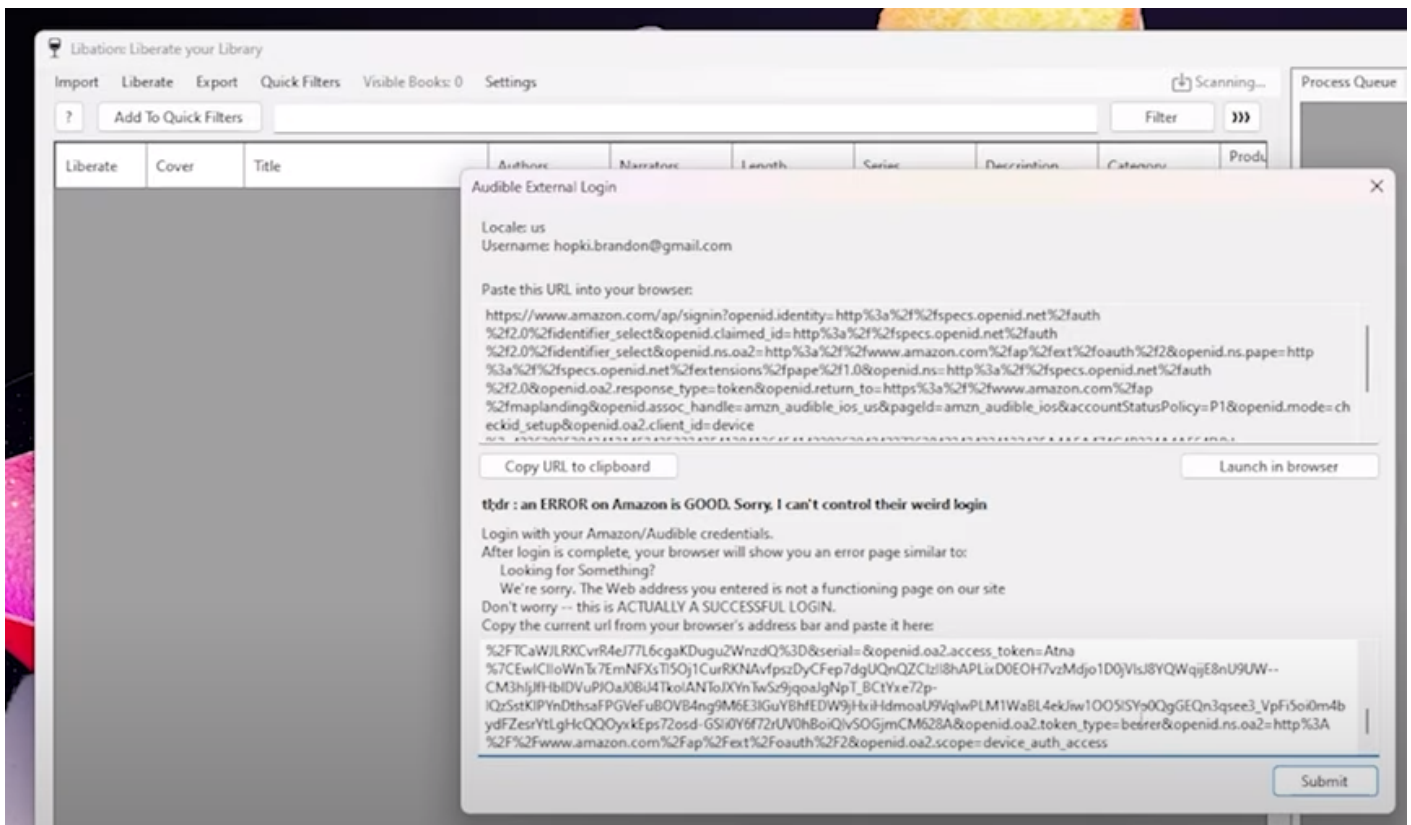


Looking for Something?

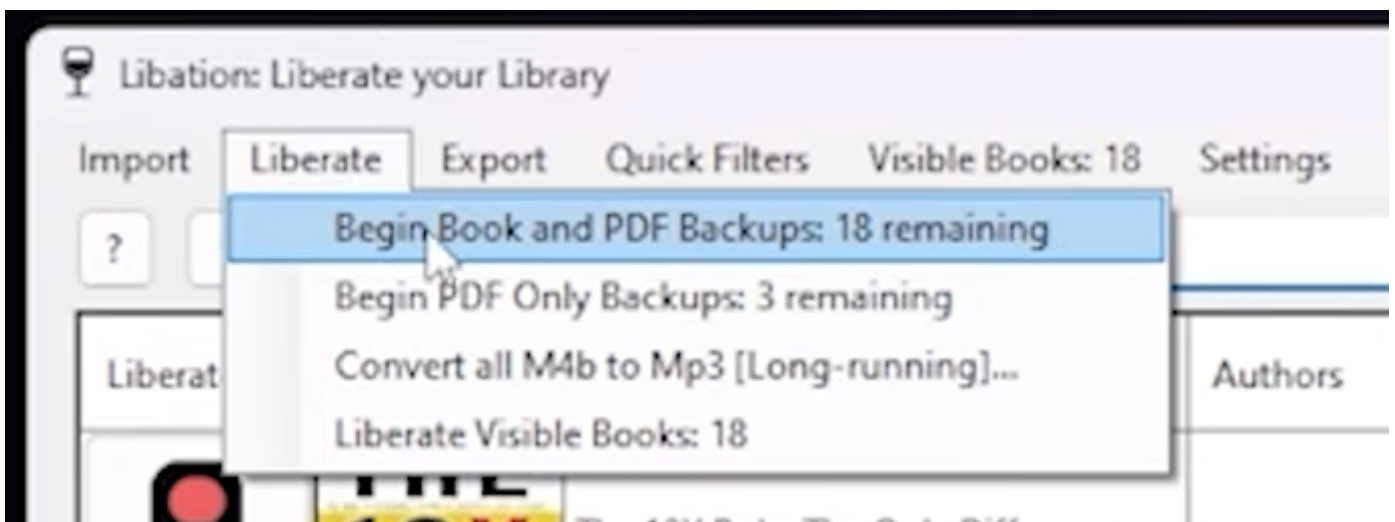
We're sorry. The Web address you entered is not a functioning page on our site

► [Go to Amazon.com's Home Page](#)

Paste that into the Libation login. The bottom part that is still empty:



Now the list of audiobooks in your library will show up. if it didn't, it didnt work. If it did, do this:



Press on the Red traffic light and change it to green to send it over to the convert section on the right. It should automatically start to convert and download it over to the file that is designated in your settings.

Source: <https://www.youtube.com/watch?v=V1-TbY5k0PQ&t=22s>